

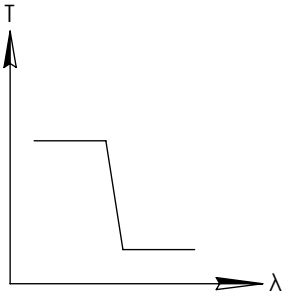
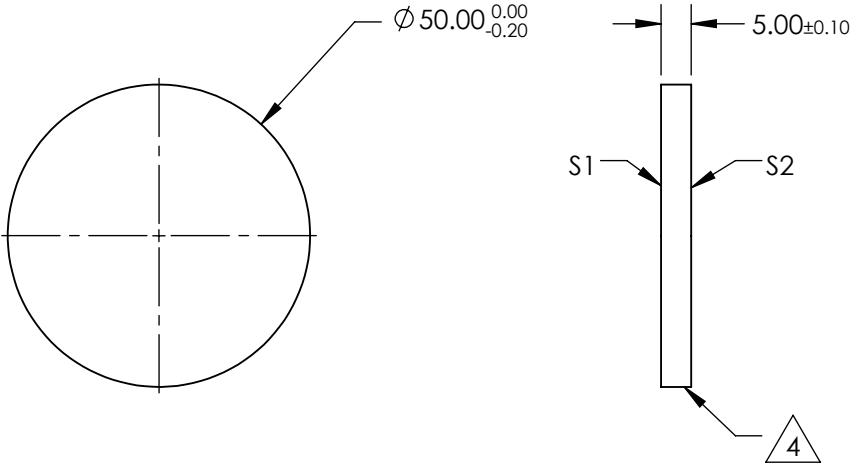
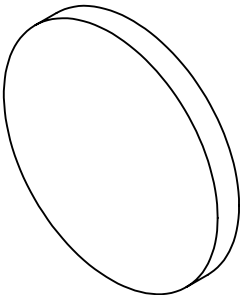
**FOR INFORMATION ONLY:  
DO NOT MANUFACTURE  
PARTS TO THIS DRAWING**

NOTES:

1. SUBSTRATE
2. SURFACE S2 TO BE PARALLEL WITH SURFACE S1 TO WITHIN  $\pm 3$  arcsec
3. COATING (APPLY ACROSS COATING APERTURE)  
DURABILITY:  
PERFORMANCE SPECIFICATIONS:  
T(avg):  $>85\%$  @ AOI  $0^\circ$  FROM 465 - 940nm  
T(avg):  $<1\%$  @ AOI  $0^\circ$  FROM 1085 - 1305nm  
T(avg):  $\approx 50\%$  FOR AOI  $0^\circ$  @ 1000  $\pm 2\%$   
  
S2: SINGLE LAYER MgF2

**4.** FINE GRIND SURFACE

5. POWER, IRREGULARITY, AND SURFACE QUALITY SPECIFICATIONS  
APPLY ACROSS CLEAR APERTURE
6. TRANSMITTED WAVEFRONT DISTORTION P-V @ 632.8nm 1/10  $\lambda$
7. ROHS COMPLIANT



SHORTPASS FILTER

SPECIFICATIONS SUBJECT TO CHANGE WITHOUT NOTICE  
DIMENSIONS ARE FOR REFERENCE ONLY

Rev. A	S1	S2
SHAPE	PLANO	PLANO
SURFACE QUALITY	40-20	40-20
CLEAR APERTURE	80%	80%
BEVEL	PROTECTIVE AS NEEDED	PROTECTIVE AS NEEDED

THIRD ANGLE PROJECTION		Edmund Optics®	
ALL DIMS IN mm		TITLE	OD2, Ø50mm, 1000nm, SHORTPASS FILTER
		DWG NO	64673
		SHEET 1 OF 1	