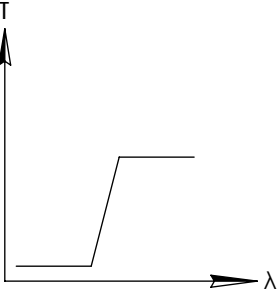
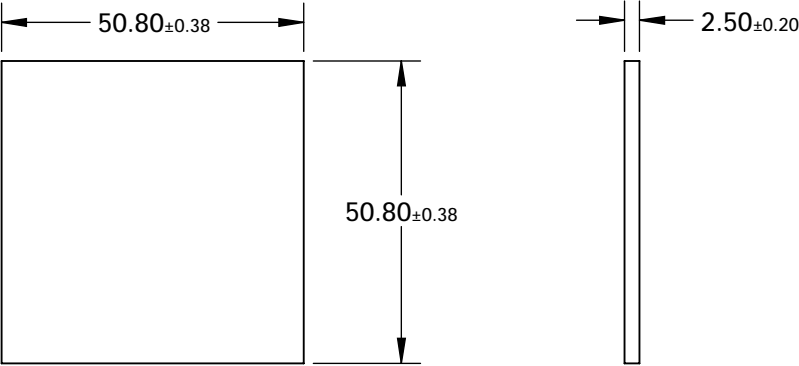
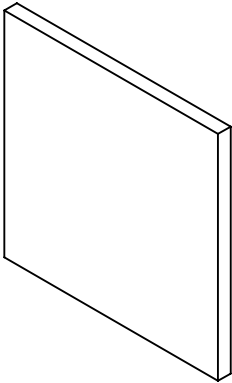


**FOR INFORMATION ONLY:
DO NOT MANUFACTURE
PARTS TO THIS DRAWING**



LONGPASS FILTER

SPECIFICATIONS SUBJECT TO CHANGE WITHOUT NOTICE
DIMENSIONS ARE FOR REFERENCE ONLY

REV. A	VALUE
SHAPE	PLANO
SPECTRAL TRANSMITTANCE $t_p(\%)$	94
PASSBAND LIMIT 1 λ_{p1} (nm)	800
CUT-OFF POSITION λ_c (nm)	760±9
STOPBAND LIMIT λ_s (nm)	700
WAVELENGTH	IR
BEVEL	PROTECTIVE AS NEEDED



ALL DIMS IN

mm

TITLE

50.8 x 50.8mm, HOYA IR-76 LONGPASS FILTER

DWG NO

66069

SHEET
1 OF 1