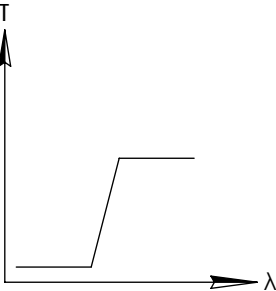
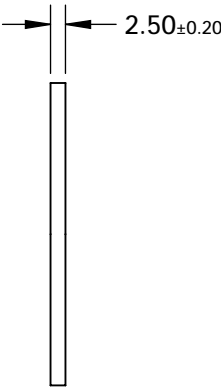
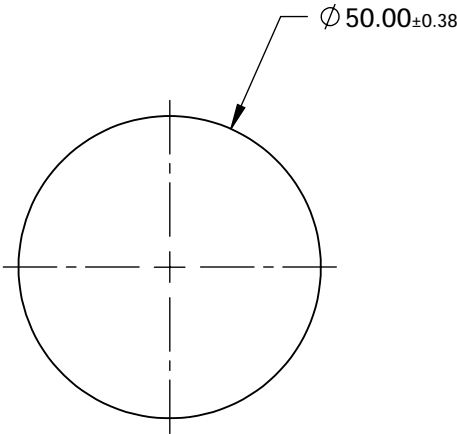
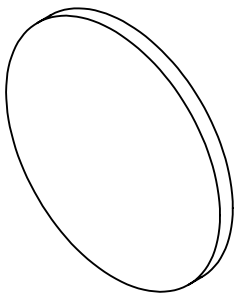


**FOR INFORMATION ONLY:
DO NOT MANUFACTURE
PARTS TO THIS DRAWING**



LONGPASS FILTER

SPECIFICATIONS SUBJECT TO CHANGE WITHOUT NOTICE
DIMENSIONS ARE FOR REFERENCE ONLY

REV. A	VALUE
SHAPE	PLANO
SPECTRAL TRANSMITTANCE t_p (%)	94
PASSBAND LIMIT 1 λ_{p1} (nm)	680
CUT-OFF POSITION λ_c (nm)	660±6
STOPBAND LIMIT λ_s (nm)	613
WAVELENGTH	VIS
BEVEL	PROTECTIVE AS NEEDED



ALL DIMS IN

mm

TITLE

Ø50mm, HOYA R-66 LONGPASS FILTER

DWG NO

66098

SHEET
1 OF 1