

**FOR INFORMATION ONLY:
DO NOT MANUFACTURE
PARTS TO THIS DRAWING**

NOTES:

1. SUBSTRATE: UV FUSED SILICA
2. SURFACE S2 TO BE PARALLEL WITH SURFACE S1 TO WITHIN 5 arcsec
3. COATING (APPLY ACROSS COATING APERTURE)

S1: HARD DIELECTRIC SPUTTERED

T(avg): $\geq 91\%$ FROM 1070 - 1650nm @ 0° AOI

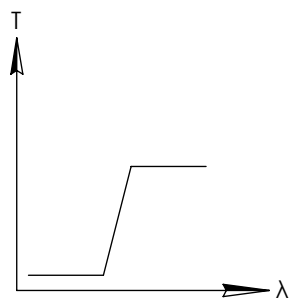
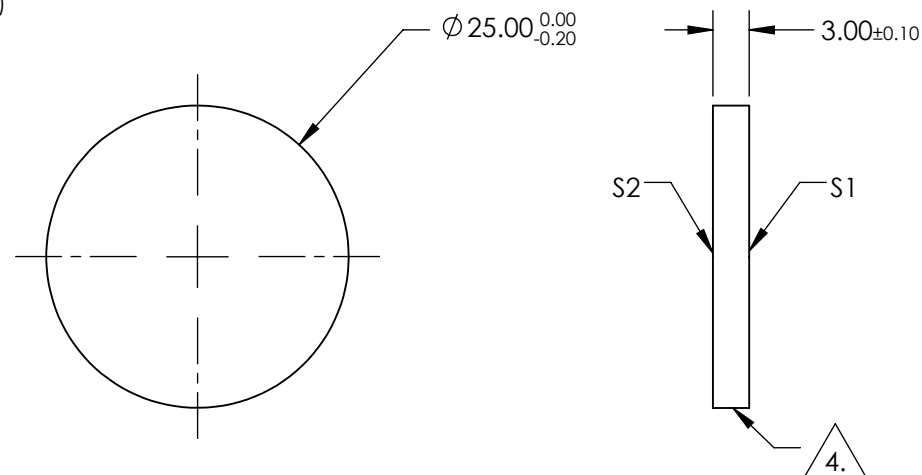
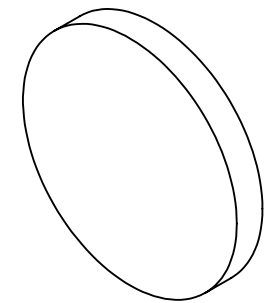
T(avg): $\leq 0.01\%$ FROM 200 - 1030nm @ 0° AOI

T(abs): $\approx 50\%$ FOR $1050 \pm 10.5\text{nm}$ @ 0° AOI

S2: SINGLE LAYER MgF₂

4. FINE GRIND SURFACE

5. POWER, IRREGULARITY, AND SURFACE QUALITY SPECIFICATIONS
APPLY ACROSS CLEAR APERTURE
6. TRANSMITTED WAVEFRONT DISTORTION, RMS: $\leq \lambda/4$ @ 633nm (prior to coating)
7. ROHS COMPLIANT

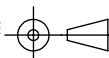


LONGPASS FILTER

SPECIFICATIONS SUBJECT TO CHANGE WITHOUT NOTICE
DIMENSIONS ARE FOR REFERENCE ONLY

	S1	S2
SHAPE	PLANO	PLANO
SURFACE QUALITY	60-40	60-40
CLEAR APERTURE	>80%	>80%
BEVEL	PROTECTIVE AS NEEDED	PROTECTIVE AS NEEDED

THIRD ANGLE
PROJECTION



ALL DIMS IN

mm

Edmund Optics®

TITLE

Ø25mm, 1050nm, HIGH PERFORMANCE
LONGPASS FILTER

DWG NO

66240

SHEET
1 OF 1