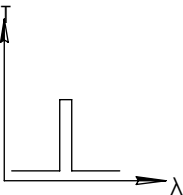
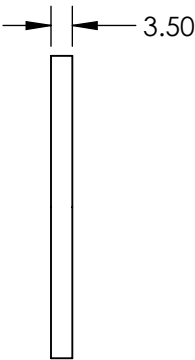
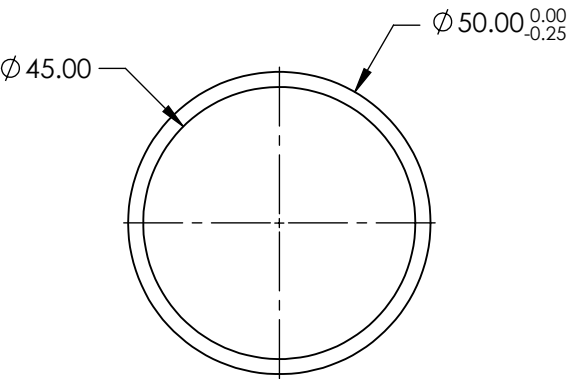
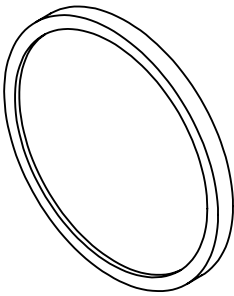


**FOR INFORMATION ONLY:  
DO NOT MANUFACTURE  
PARTS TO THIS DRAWING**



BANDPASS FILTER

	VALUE
OPTICAL DENSITY	≥4.0
CENTER WAVELENGTH (CWL)	239 +3.0/-0.0 nm
FULL WIDTH HALF MAX (FWHM)	10 ±2 nm
MINIMUM TRANSMISSION	>12 %
BLOCKING	200 - 10000nm
SURFACE QUALITY	80-50
CONSTRUCTION	MOUNTED IN BLACK ANODIZED RING
COATING TYPE	TRADITIONAL COATED

SPECIFICATIONS SUBJECT TO CHANGE WITHOUT NOTICE  
DIMENSIONS ARE FOR REFERENCE ONLY



THIRD ANGLE  
PROJECTION

ALL DIMS IN

mm

TITLE	Ø50mm, 239nm x 10nm, MOUNTED BANDPASS FILTER		
DWG NO	67873	SHEET 1 OF 1	