

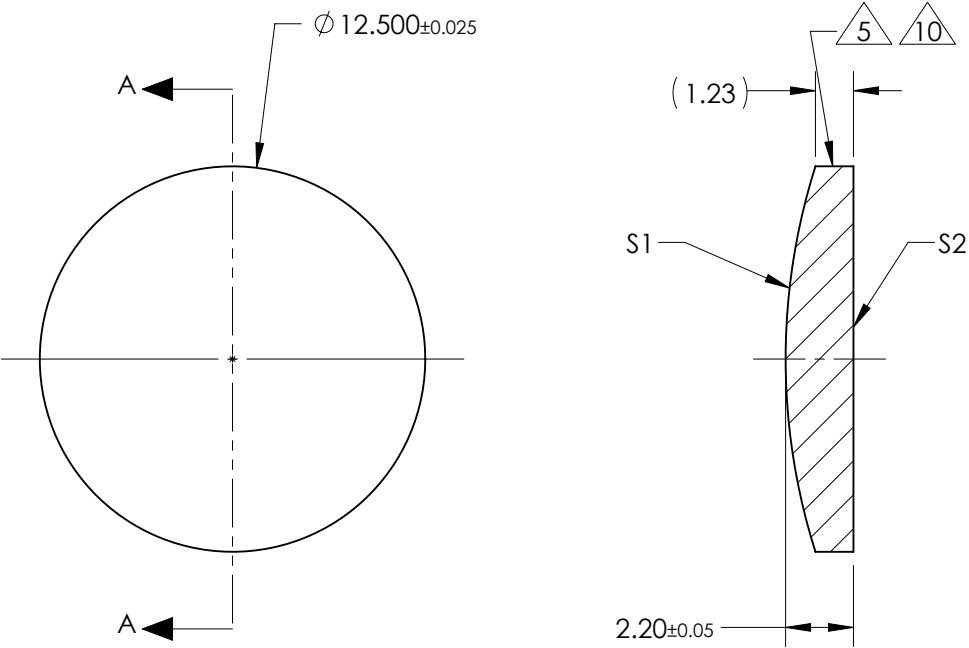


NOTES:

- SUBSTRATE:  
GRADE A FINE ANNEALED  
SCHOTT: N-BK7 517/642
- ROHS COMPLIANT
- CENTERING TOLERANCE (AT 587.6nm):  
BEAM DEVIATION (HALF ANGLE): <1 ARCMIN
- COATING (APPLY ACROSS COATING APERTURE)  
S1 & S2: VIS-EXT  
R(AVG) ≤ 0.5% FROM 350-700nm @ 0° AOI
-  FINE GRIND SURFACE
- POWER, IRREGULARITY, AND SURFACE QUALITY  
SPECIFICATIONS APPLY ACROSS CLEAR APERTURE
- FOCAL LENGTH (EFL): 40.00mm ±1%  
BACK FOCAL LENGTH (BFL): 38.55mm
- PROTECTIVE BEVEL AS NEEDED
- DESIGN WAVELENGTH: 587.6nm
-  BLACKENED SURFACE



SECTION A-A

**FOR INFORMATION ONLY:  
DO NOT MANUFACTURE  
PARTS TO THIS DRAWING**

	S1	S2
SHAPE	CONVEX	PLANO
RADIUS	20.67	INFINITY
SURFACE QUALITY	40 - 20	40 - 20
MIN CLEAR APERTURE	Ø 11.50	Ø 11.50
MIN COATING APERTURE	Ø 11.50	Ø 11.50
POWER AT 632.8nm	3.00 RINGS	3.00 RINGS
IRREGULARITY AT 632.8nm	0.50 RINGS	0.50 RINGS

SPECIFICATIONS SUBJECT TO CHANGE WITHOUT NOTICE  
DIMENSIONS ARE FOR REFERENCE ONLY

 <b>Edmund Optics®</b>		TITLE	12.5mm Dia. x 40.0mm FL, VIS-EXT, Inked, Plano-Convex Lens	
ALL DIMS IN	mm	DWG NO	38457INK	SHEET 1 OF 1



THIRD ANGLE  
PROJECTION