

**FOR INFORMATION ONLY:
DO NOT MANUFACTURE
PARTS TO THIS DRAWING**

NOTES:

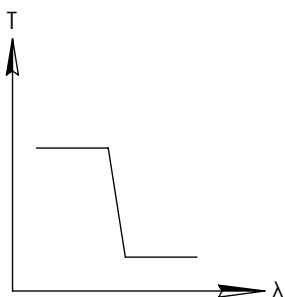
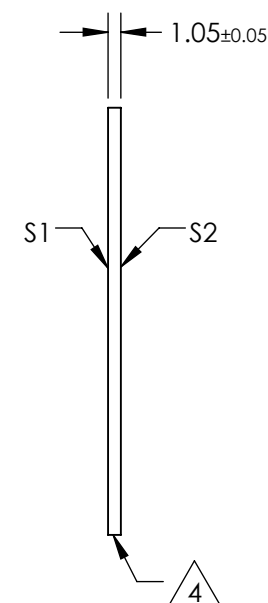
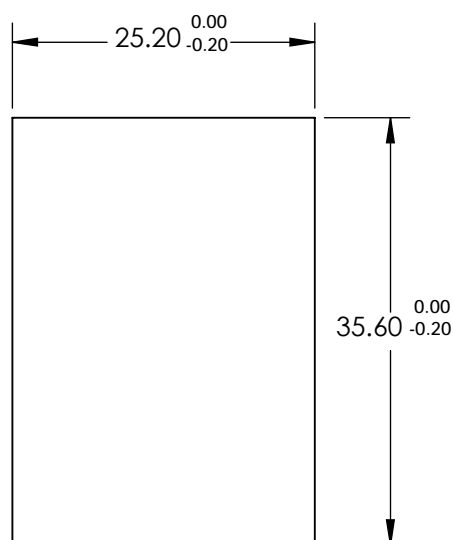
1. SUBSTRATE
2. SURFACE S2 TO BE PARALLEL WITH SURFACE S1 TO WITHIN 5 arcsec
3. COATING (APPLY ACROSS COATING APERTURE)
PERFORMANCE SPECIFICATIONS:
T(avg): >85% FROM 465 - 865nm FOR RANDOM POLARIZATION @ 45° AOI
T(abs): >80% FROM 465 - 865nm FOR ALL POLARIZATIONS @ 45° AOI
R(avg): >97% FROM 960 - 1170nm FOR RANDOM POLARIZATION @ 45° AOI
R(abs): >95% FROM 960 - 1170nm FOR ALL POLARIZATIONS @ 45° AOI
T(abs): = 50% 900nm @ 45° AOI

GDD: $80 \pm 30\text{fs}^2$ @ 610 - 865nm
 $120 \pm 80\text{fs}^2$ @ 465 - 865nm

S1: HARD COATED
S2: SINGLE LAYER MgF2

4. FINE GRIND SURFACE

5. POWER, IRREGULARITY, AND SURFACE QUALITY SPECIFICATIONS
APPLY ACROSS CLEAR APERTURE
6. TRANSMITTED WAVEFRONT DISTORTION RMS@ 632.8nm $\leq \frac{1}{4} \lambda$
7. ROHS COMPLIANT



SHORTPASS FILTER

SPECIFICATIONS SUBJECT TO CHANGE WITHOUT NOTICE
DIMENSIONS ARE FOR REFERENCE ONLY

	S1	S2
SHAPE	PLANO	PLANO
SURFACE QUALITY	40-20	40-20
CLEAR APERTURE	24.2 x 34.6	24.2 x 34.6
COATING APERTURE	24.2 x 34.6	24.2 x 34.6
BEVEL	PROTECTIVE AS NEEDED	PROTECTIVE AS NEEDED

Edmund Optics®

THIRD ANGLE
PROJECTION

ALL DIMS IN mm

TITLE

900nm, 25.2 x 35.6mm, Low GDD Dichroic
Shortpass Ultrafast Filter

DWG NO

14017

SHEET
1 OF 1