
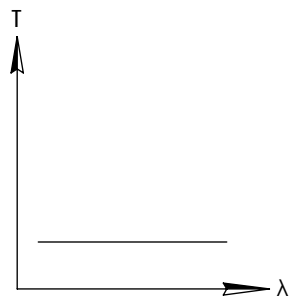
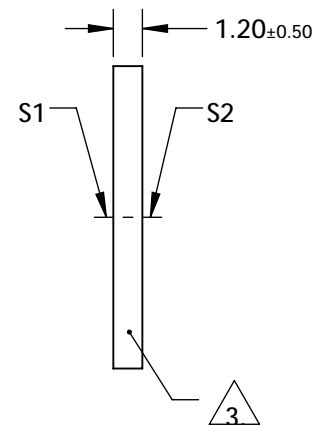
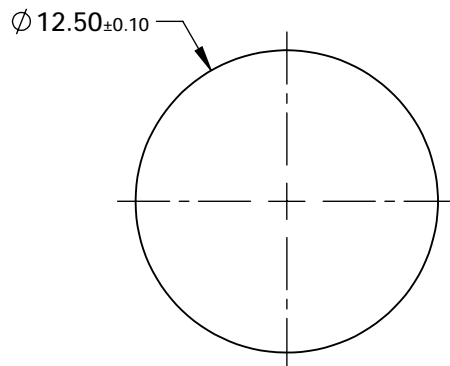



NOTES:

1. SUBSTRATE:
HOYA GLASS: ND-70
2. SURFACE S2 TO BE PARALLEL WITH SURFACE S1 TO WITHIN <0.02 mm
3.  FINE GRIND SURFACE
4. COATING SPECIFICATION:
S1 & S2:R(AVG) $\leq 0.4\%$ @ 425 - 675nm
5. OPTICAL DENSITY: 0.1 +/- 0.03 @400-700nm
6. TRANSMISSION (%): 79.0% AVERAGE FROM 400-700nm
7. ROHS COMPLIANT


**FOR INFORMATION ONLY:
DO NOT MANUFACTURE
PARTS TO THIS DRAWING**



NEUTRAL DENSITY FILTER

SPECIFICATIONS SUBJECT TO CHANGE WITHOUT NOTICE
DIMENSIONS ARE FOR REFERENCE ONLY



	S1	S2	THIRD ANGLE PROJECTION 		TITLE	0.1 OD, 12.5mm DIA., VIS 0° COATED, ABSORPTIVE ND FILTER	
SHAPE	PLANO	PLANO			TITLE		
SURFACE QUALITY	80-50	80-50			TITLE		
BEVEL	PROTECTIVE AS NEEDED	PROTECTIVE AS NEEDED	ALL DIMS IN	mm	DWG NO	13078	SHEET 1 OF 1