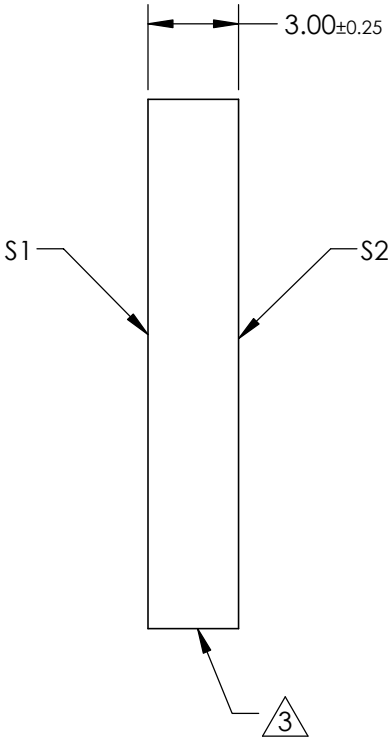
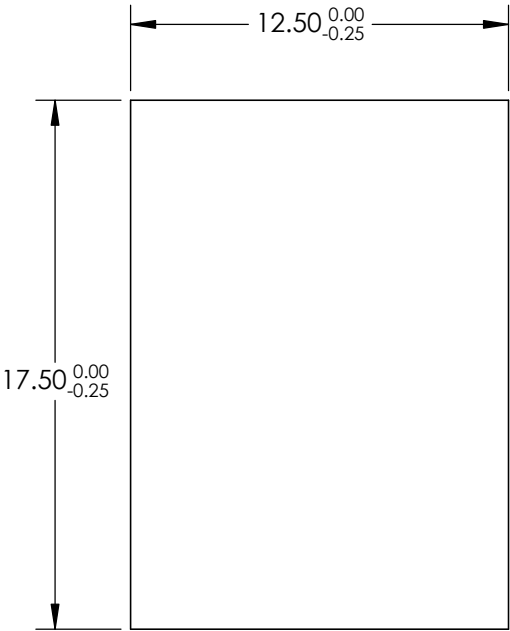
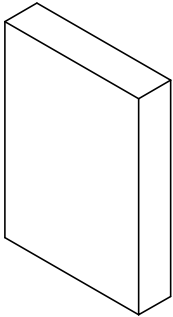


NOTES:  
1. SUBSTRATE:  
BOROFLOAT®

3. COATING  
S1: Enhanced Aluminum (450-650nm)  
Ravg >95% @ 450 - 650nm

S2:NONE  
3. FINE GRIND SURFACE

4. ROHS COMPLIANT



**FOR INFORMATION ONLY:  
DO NOT MANUFACTURE  
PARTS TO THIS DRAWING**

SPECIFICATIONS SUBJECT TO CHANGE WITHOUT NOTICE  
DIMENSIONS ARE FOR REFERENCE ONLY

	S1	S2
SHAPE	PLANO	PLANO
SURFACE QUALITY	60 - 40	COMMERCIAL POLISH
CLEAR APERTURE	11.25 x 15.75	N/A
BEVEL	PROTECTED AS NEEDED	PROTECTED AS NEEDED

THIRD ANGLE  
PROJECTION

ALL DIMS IN      mm

**EO**® **Edmund Optics®**

TITLE	12.5 x 17.5mm Enhanced Aluminum, λ/4 Mirror		
DWG NO	25746		SHEET 1 OF 8